


6C 115-16238

6C 230-16238

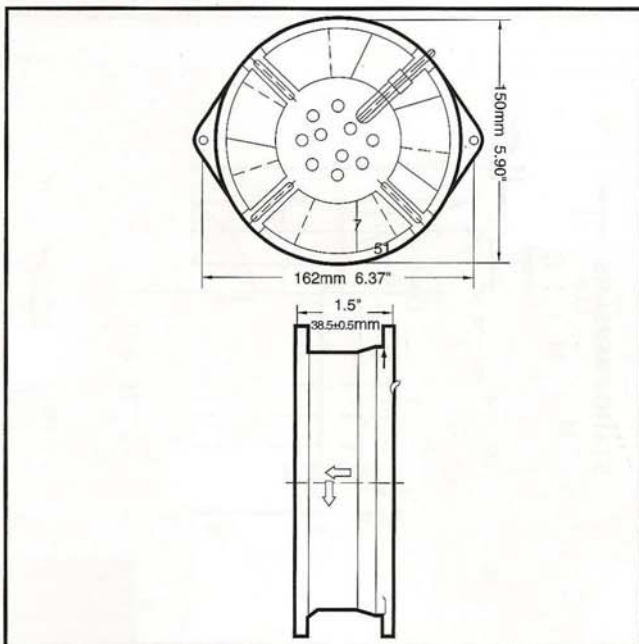
162x150x38mm

DESIGN FEATURES

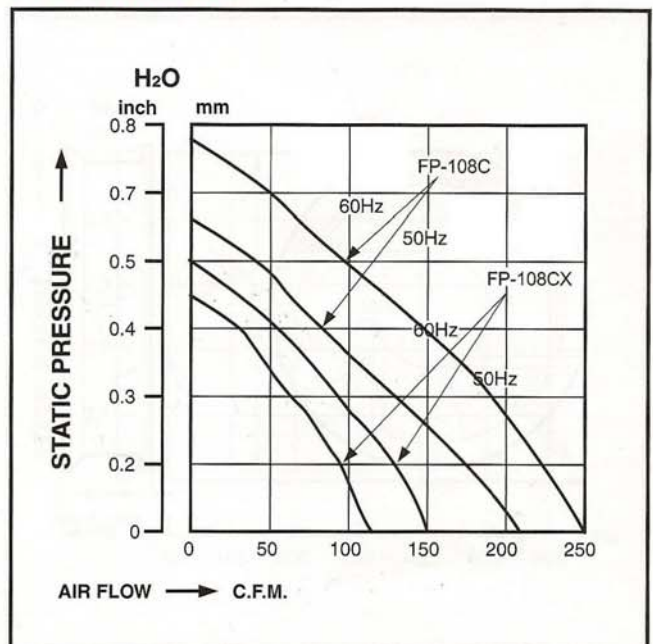
- *BEARING SYSTEM: BALL BEARING
- *IMPELLER: PLASTIC WITH FIBER GLASS FILLED UL 94V-0 & METAL
- *HOUSING: DIE CAST ALUMINUM PAINTED BLACK OR NATURAL COLOR
- *MOTOR: SHADED POLE, IMPEDANCE PROTECTED
- *CONNECTING: WIRE LEADS
- *OTHER VOLTAGE: 24, 48, 100, 380AC (50/60Hz) ARE AVAILABLE



DIMENSIONS:MM



PERFORMANCE



SPECIFICATIONS

Specifications are subject to change without notice

MODEL NO.	VOLT (VAC)	FREQUENCY (HZ)	AIR (CFM)	VOLUME (M ³ /MIN)	CURRENT (A)	POWER (W)	SPEED (RPM)	STATIC PRESSURE (INCH-H ₂ O)	NOISE (dBA)
6C 115-16238ABL 110/120		50/60	140/130	4.0/3.7	0.30/0.27	22/20	2300/2000	0.38/0.36	31/30
6C 230-16238ABL 220/240		50/60	140/130	4.0/3.7	0.18/0.16	27/24	2300/2000	0.38/0.36	31/30

